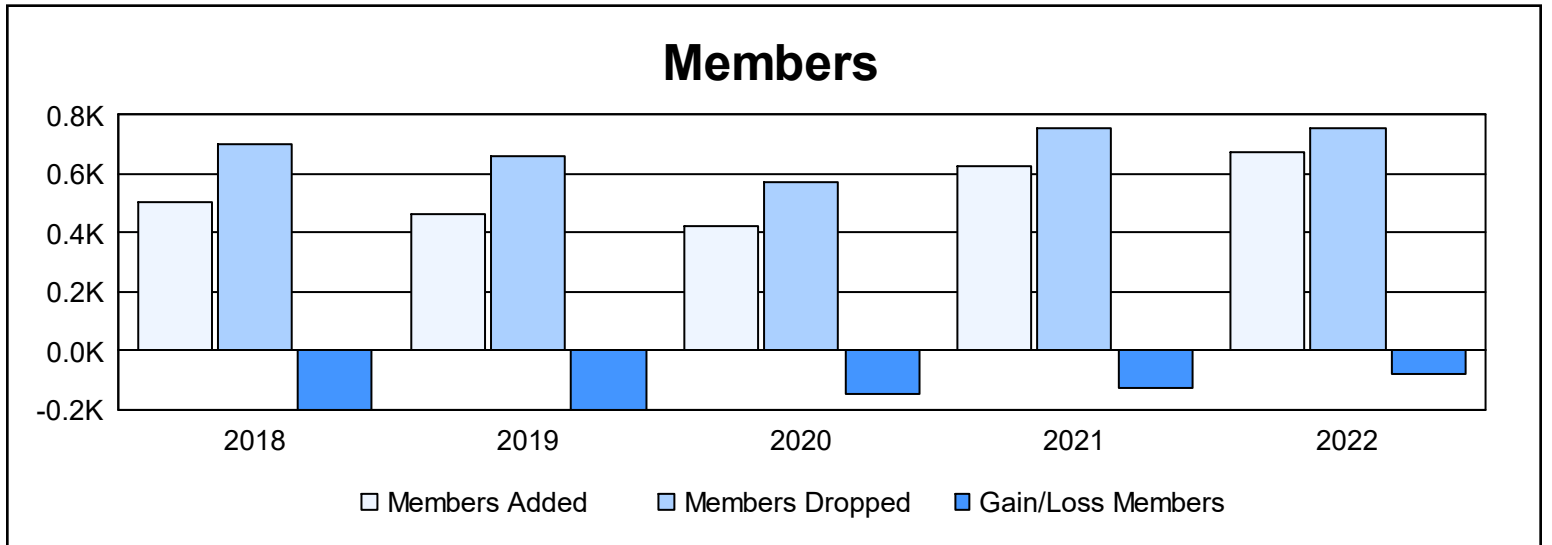
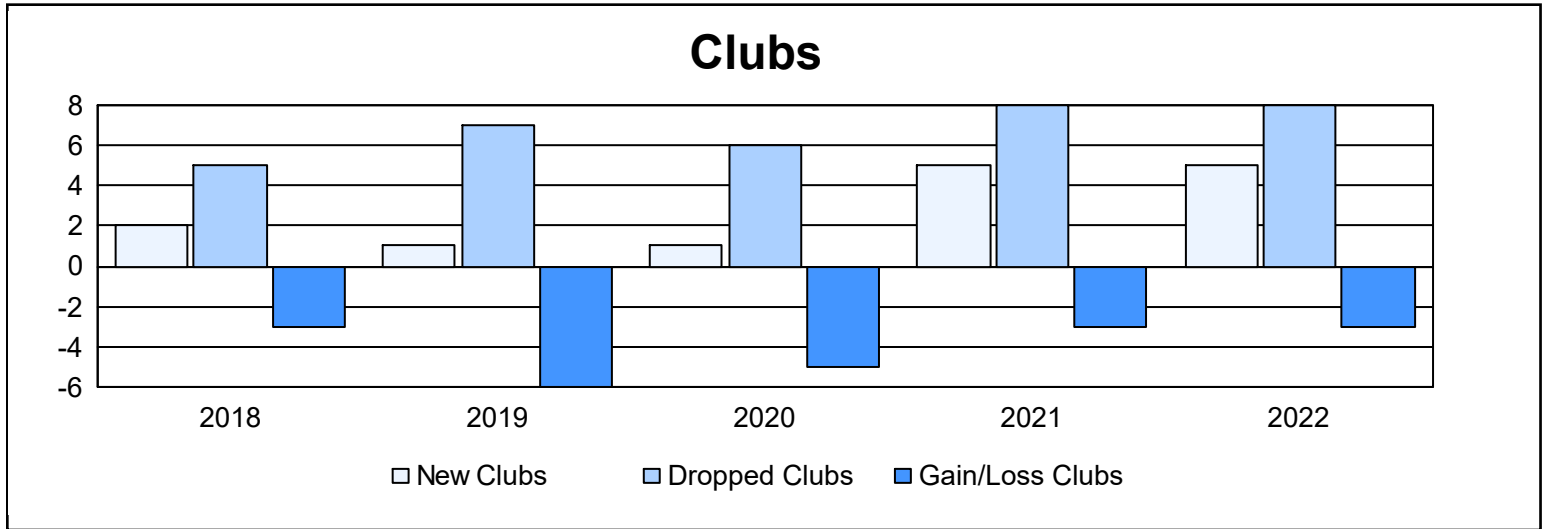
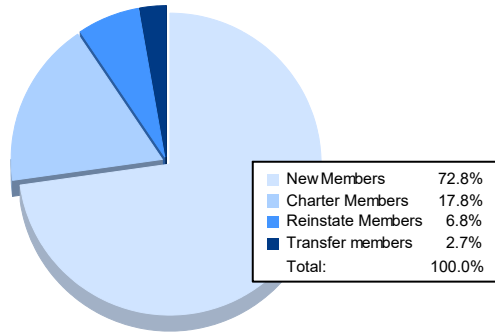


Year	New Clubs	Dropped Clubs	Gain/ Loss Clubs	New Members	Charter Members	Reinstate Members	Transfer Members	Total Member Added	Total Members Dropped	Gain/ Loss Members
2017-2018	2	5	-3	410	52	25	19	506	704	-198
2018-2019	1	7	-6	383	32	16	30	461	659	-198
2019-2020	1	6	-5	355	25	20	26	426	573	-147
2020-2021	5	8	-3	440	134	44	12	630	754	-124
2021-2022	5	8	-3	492	120	46	18	676	753	-77
<b>Average</b>	<b>3</b>	<b>7</b>	<b>-4</b>	<b>416</b>	<b>73</b>	<b>30</b>	<b>21</b>	<b>540</b>	<b>689</b>	<b>-149</b>



### Membership Composition June 2022 Cumulative



### Gender Composition June 2022 Cumulative

